



NANTUCKET MEMORIAL AIRPORT
- yearly aircraft operations summary -
[An Operation is defined as either a takeoff or a landing]

OPERATIONS

December 2008

In the year 2000, annual airport operations, as reported by the Tower, reached a high of 170,367. Four years of declining traffic followed the softening economy in the aftermath of 9/11. In 2006 the operations had recovered to a total of 161,685. **2007 operations were off 7.1% from 2006.**

Air taxi operations by Cessna 402 operators Cape Air, Island Airlines and Nantucket Airlines reached a peak of 88,882 annual operations in 2000. After a 25% post 9/11 decline, operations for 2004, 2005 and 2006 showed a return to positive growth year over year.

Enplanements (number of passengers departing NMA) reached a peak of 302,161 passengers in the year 2000. In 2006 enplanements totalled 269,433.

Total 2006 operations were 9.6% above 2005. 2007 operations were 7.1% below 2006.

2008 operations finished 4.1 % below 2007 YTD operations.

Jack F. Wheeler
Environmental Coordinator



NANTUCKET MEMORIAL AIRPORT
 - yearly aircraft operations summary -
 [An Operation is defined as either a takeoff or a landing]

<i>Year</i>	<i>Comment</i>	<i>Operations</i>	<i>% Change Base Year</i>	<i>% Change Prior Year</i>
1970		39,642		N/A
1971		55,086		38.96
1972		46,664		(15.29)
1973		48,854		4.69
1974		51,556		5.53
1975		54,808		6.31
1976		56,203		2.55
1977		66,808		18.87
1978		78,241		17.11
1979		85,156		8.84
1980		101,878		19.64
1981	FAA Controllers' Strike	98,749		(3.07)
1982		105,449		6.78
1983		117,931		11.84
1984		131,369		11.39
1985		142,880		8.76
1986Base Year.....	150,649	0.00	5.44
1987		150,188	(0.31)	(0.31)
1988	PBA Changeover; Poor Service	148,710	(1.29)	(0.98)
1989		151,328	0.45	1.76
1990		127,375	(15.45)	(15.83)
1991		133,139	(11.62)	4.53
1992		134,065	(11.01)	0.70
1993		115,522	(23.32)	(13.83)
1994		115,371	(23.42)	(0.13)
1995		126,941	(15.74)	10.03
1996		125,642	(16.60)	(1.02)
1997	Tower Upgraded to Level II	132,957	(13.31)	5.82
1998		152,673	1.34	14.83
1999		163,875	8.78	7.34
2000		170,367	22.16	11.68
2001		161,310	7.08	(5.32)
2002		152,963	1.54	(5.17)
2003		147,994	(1.76)	(3.25)
2004		144,267	(4.24)	(2.52)
2005		147,529	(2.07)	2.26
2006		161,685	7.33	9.60
2007		150,200	(0.30)	(7.10)
2008	..through December 31, 2008..	144,073	(4.37)	(4.08)



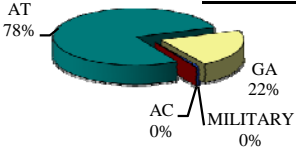
NANTUCKET MEMORIAL AIRPORT

- 2008 monthly aircraft operations -

MONTH	ITINERANT					LOCAL		INSTRUMENT				TOTAL INSTRUMENT		
	AC	AT	GA	MILITARY	TOTAL ITINERANT	CIVIL	MILITARY	LOCAL	TOTAL OPERATIONS	AC	AT		GA	MILITARY
JAN	0	7111	1235	380	8726	24	2	26	8752	0	1280	187	25	1492
FEB	0	6504	1194	14	7712	14	34	48	7760	0	1486	227	25	1738
MAR	0	7718	1407	50	9175	22	56	78	9253	0	1133	235	24	1392
APR	0	8319	1858	26	10203	38	20	58	10261	0	2035	441	19	2495
MAY	18	10176	2591	50	12835	39	2	41	12876	20	2268	711	16	3015
JUN	43	11465	3412	34	14954	51	0	51	15005	43	4744	1416	25	6228
JUL	62	13234	5253	34	18583	28	4	32	18615	62	5813	2313	6	8194
AUG	73	13847	5601	87	19608	63	38	101	19709	73	4223	2131	23	6450
SEP	6	10334	3029	43	13412	16	26	42	13454	6	2983	989	18	3996
OCT	0	8982	2429	44	11455	26	16	42	11497	0	1754	537	15	2306
NOV	0	6881	1482	8	8371	17	0	17	8388	0	1460	338	6	1804
DEC	0	7033	1446	18	8497	6	0	6	8503	0	1578	288	11	1877
TOTAL	202	111604	30937	788	143531	344	198	542	144073	204	30757	9813	213	40987

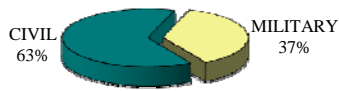
Monthly figures representing total aircraft operations and the associated types reported by the Nantucket Air Traffic Control Tower for **Itinerant** ops. are as follows:

<i>Air Carrier</i>	202
<i>Air Taxi</i>	111604
<i>General Aviation</i>	30937
<i>Military</i>	788
	143531



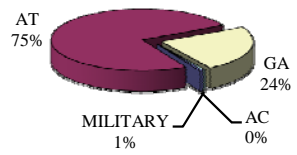
Monthly figures representing total aircraft operations and the associated types reported by the Nantucket Air Traffic Control Tower for **Local** ops. are as follows:

<i>Civil</i>	344
<i>Military</i>	198
	542



Monthly figures representing instrument aircraft operations and the associated types reported by the Nantucket Air Traffic Control Tower for **Instrument** ops. are as follows:

<i>Air Carrier</i>	204
<i>Air Taxi</i>	30757
<i>General Aviation</i>	9813
<i>Military</i>	213
	40987



NANTUCKET MEMORIAL AIRPORT

- monthly aircraft operations -

